

Historic Racing Group  
&  
Vintage Sports Car Club of America  
at



June 2-3, 2017

**Lime Rock Park Classic Course**

1.53 Miles

# RESULTS BOOK - TABLE OF CONTENTS

## **Historic Race Group**

Friday Practice/Qualifying	p. 3
Friday Sprint 1	p. 4
Friday Sprint 2	p. 5
Saturday Qualifying	p. 6
Saturday Race 1	p. 7
Saturday Race 2	p. 8

## **VSCCA-1 "Group 4"**

Friday Practice 1	p. 9
Friday Sprint 1	p. 10
Friday Sprint 2	p. 11
Friday Sprint 3	p. 12
Saturday Race 1	p. 13
Saturday Race 2	p. 14
Saturday Race 3	p. 15

## **VSCCA-2 "Group 5"**

Friday Practice 1	p. 16
Friday Sprint 1	p. 17
Friday Sprint 2	p. 18
Saturday Practice 2	p. 19
Saturday Race 1	p. 20
Saturday Race 2	p. 21
Saturday Race 3	p. 22

## **VSCCA-3 "Group 6"**

Friday Practice 1	p. 23
Friday Sprint 1	p. 24
Friday Sprint 2	p. 25
Saturday Practice 2	p. 26
Saturday Race 1	p. 27
Saturday Race 2	p. 28
Saturday Race 3	p. 29

## **VSCCA All Comers**

All Comers Race	p. 30
-----------------	-------

# HRG, VSCCA, JAG CLUB @ LRP 2017

June 2 & 3, 2017

## Official Results

HRG-VSCCA-JAG Club at LRP 2017

Sorted on Best Lap time

GRP3 - HRG1, HRG2, HRG3, HRG4, HRG5

Lime Rock Park 1.530 miles

Qualifying 1

6/2/2017 10:00 AM

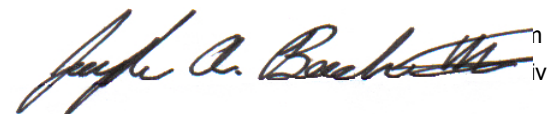
Qualifying started at 10:00:37

Pos	No.	Name	Class	Best Tm	Diff	In Lap	Make
1	#18	Jim Hamblin	HRG3	59.343		8	1968 Porsche 911 ST/white
2	#75	Jim Scott	HRG4	1:00.098	0.755	7	1973 Porsche 911 RS/White
3	#161	Thomas Drake	HRG4	1:01.715	2.372	7	1968 Opel GT/Blue
4	#77	Gregory Meindl	HRG5	1:02.509	3.166	7	1965 Ford Mustang/Red
5	#63	Art Hebert	HRG4	1:02.876	3.533	5	1965 Jaguar XK-E/Silver
6	#61	Jack Bush	HRG4	1:03.532	4.189	6	1965 Jaguar XK-E/Silver/Green
7	#49	Chris Homer	HRG5	1:04.103	4.760	7	1964 Chevrolet Corvette/Red
8	#310	David Hutchings	HRG3	1:04.420	5.077	7	1972 Porsche 911/White
9	#62	Joseph Riolo	HRG4	1:04.685	5.342	7	1962 Jaguar XK-E/Silver/Green
10	#128	Dana Parker	HRG3	1:05.806	6.463	7	1972 Porsche 911 T/Purple
11	#13	Glenn Every	HRG5	1:06.643	7.300	5	1969 Chevrolet Corvette/red/white
12	#131	Gary Hagopian	HRG4	1:06.775	7.432	7	1963 Jaguar XK-E/Red
13	#27	Mark Gunsalus	HRG5	1:06.897	7.554	6	1966 Shelby GT 350/Yellow
14	#88	Jake Clapp	HRG3	1:07.004	7.661	5	1970 Datsun 240Z/blue
15	#97	Theodore Goneos	HRG3	1:07.512	8.169	6	1968 Porsche 911/White
16	#390	Olga Reindlova	HRG3	1:07.778	8.435	6	1969 Porsche 911/Green/Purple
17	#57	David Reid	HRG2	1:08.714	9.371	8	1965 Austin Cooper S/Blue/White
18	#90	Paul Paparella	HRG3	1:08.983	9.640	8	1973 BMW 2002ti/Blue
19	#17	Jim Messenger	HRG4	1:09.796	10.453	4	1963 Jaguar XK-E/Silver
20	#43	Hal Jones	HRG3	1:10.274	10.931	5	1972 BMW 2002ti/green
21	#9	John DeSantis	HRG5	1:11.075	11.732	7	1965 Ford Mustang/Burgundy
22	#02	Tony Hess	HRG2	1:11.980	12.637	7	1973 MG MG B/Blue/Silver
23	#114	Philip Gott	HRG2	1:13.313	13.970	7	1965 Triumph TR-4A/Red
24	#39	Kim Walker	HRG5	1:13.448	14.105	7	1969 Chevrolet Corvette /Silver
25	#71	Nuno Ferreira	HRG2	1:13.520	14.177	6	1971 Fiat 124/Yellow
26	#11	Jim Glass	HRG5	1:13.790	14.447	2	1965 Chevrolet Corvette /Red
27	#6	Chuck Lampe	HRG5	1:14.261	14.918	7	1968 Chevrolet Camaro/Blue
28	#7	Mike Harmuth	HRG1	1:14.746	15.403	7	1963 Triumph Spitfire/Red
29	#71	John Torello	HRG2	1:14.860	15.517	1	1968 Alfa Romeo GT jr/Red
30	#48	Scott Stickle	HRG4	1:15.712	16.369	2	1963 Jaguar XK-E/White
31	#80	Frank Grimaldi	HRG5	1:19.000	19.657	2	1968 Chev Camaro/Maroon/Yellow
32	#23	Peter McCarthy	HRG1	1:19.581	20.238	2	1962 Austin Healy Ashley Sprite/Green
33	#98	Stephen Moulton	HRG3			0	1972 Ford Pinto/Blue/Black

Bob Melhado, Peter Roberts, Race Directors

Orbits

Joseph A. Boruch III, Chief of Timing & Scoring



# HRG, VSCCA, JAG CLUB @ LRP 2017

June 2 & 3, 2017

## Official Results

HRG-VSCCA-JAG Club at LRP 2017

Sorted on Laps

GRP3 - HRG1, HRG2, HRG3, HRG4, HRG5

Lime Rock Park 1.530 miles

Qualifier R 1

6/2/2017 01:20 PM

Race started at 13:25:04

Pos	No.	Name	Class	Laps	Best Tm	Diff	Total Tm	Make
1	#18	Jim Hamblin	HRG3	19	59.831		19:48.027	1968 Porsche 911 ST/white
2	#75	Jim Scott	HRG4	19	1:00.755	44.141	20:32.168	1973 Porsche 911 RS/White
3	#77	Gregory Meindl	HRG5	19	1:02.891	46.867	20:34.894	1965 Ford Mustang/Red
4	#310	David Hutchings	HRG3	19	1:02.636	48.357	20:36.384	1972 Porsche 911/White
5	#161	Thomas Drake	HRG4	19	1:02.512	49.688	20:37.715	1968 Opel GT/Blue
6	#49	Chris Homer	HRG5	18	1:03.966	1 Lap	19:54.932	1964 Chevrolet Corvette/Red
7	#131	Gary Hagopian	HRG4	18	1:05.437	1 Lap	20:21.185	1963 Jaguar XK-E/Red
8	#80	Frank Grimaldi	HRG5	18	1:03.772	1 Lap	20:33.537	1968 Chev Camaro/Maroon/Ye
9	#128	Dana Parker	HRG3	18	1:07.074	1 Lap	20:43.529	1972 Porsche 911 T/Purple
10	#97	Theodore Goneos	HRG3	17	1:07.602	2 Laps	19:48.273	1968 Porsche 911/White
11	#63	Art Hebert	HRG4	17	1:01.402	2 Laps	19:53.623	1965 Jaguar XK-E/Silver
12	#39	Kim Walker	HRG5	17	1:06.745	2 Laps	20:03.302	1969 Chevrolet Corvette /Silver
13	#17	Jim Messenger	HRG4	17	1:08.022	2 Laps	20:04.734	1963 Jaguar XK-E/Silver
14	#90	Paul Paparella	HRG3	17	1:08.045	2 Laps	20:06.033	1973 BMW 2002ti/Blue
15	#43	Hal Jones	HRG3	17	1:08.155	2 Laps	20:07.305	1972 BMW 2002ti/green
16	#196	Robert Black	HRG3	17	1:07.101	2 Laps	20:07.763	1971 Ford Pinto/Blue/Black
17	#6	Chuck Lampe	HRG5	17	1:07.536	2 Laps	20:34.596	1968 Chevrolet Camaro/Blue
18	#71	Nuno Ferreira	HRG2	17	1:09.138	2 Laps	20:40.383	1971 Fiat 124/Yellow
19	#02	Tony Hess	HRG2	17	1:10.540	2 Laps	20:43.724	1973 MG MG B/Blue/Silver
20	#114	Philip Gott	HRG2	17	1:09.760	2 Laps	20:45.570	1965 Triumph TR-4A/Red
21	#71	John Torello	HRG2	17	1:11.231	2 Laps	20:53.988	1968 Alfa Romeo GT jr/Red
22	#62	Joseph Riolo	HRG4	17	1:02.997	2 Laps	20:53.989	1962 Jaguar XK-E/Silver/Green
23	#7	Mike Harmuth	HRG1	16	1:14.603	3 Laps	20:43.952	1963 Triumph Spitfire/Red
24	#88	Jake Clapp	HRG3	14	1:05.396	5 Laps	16:24.869	1970 Datsun 240Z/blue
25	#11	Jim Glass	HRG5	13	1:04.715	6 Laps	15:22.139	1965 Chevrolet Corvette /Red
26	#13	Glenn Every	HRG5	10	1:02.356	9 Laps	12:08.513	1969 Chevrolet Corvette/red/w
27	#47	Jim Hermiston	HRG1	10	1:24.416	9 Laps	20:44.459	1960 Austin Healey Bugeye/Re
28	#57	David Reid	HRG2	9	1:08.036	10 Laps	10:36.003	1965 Austin Cooper S/Blue/W
29	#61	Jack Bush	HRG4	9	1:01.454	10 Laps	12:15.509	1965 Jaguar XK-E/Silver/Green
30	#9	John DeSantis	HRG5	8	1:07.986	11 Laps	21:26.214	1965 Ford Mustang/Burgundy
31	#390	Olga Reindlova	HRG3	6	1:11.418	13 Laps	7:49.973	1969 Porsche 911/Green/Purpl
32	#48	Scott Stickle	HRG4	4	1:11.116	15 Laps	5:28.787	1963 Jaguar XK-E/White
33	#27	Mark Gunsalus	HRG5	1	1:06.577	18 Laps	1:07.920	1966 Shelby GT 350/Yellow
34	#98	Stephen Moulton	HRG3	1		18 Laps	1:59.426	1972 Ford Pinto/Blue/Black

Margin of Victory	Avg. Speed	Best Lap Tm	Best Speed	Best Lap by
44.141	88.089	59.831	92.059	#18 - Jim Hamblin

Bob Melhado, Peter Roberts, Race Directors

Orbits

Joseph A. Boruch III, Chief of Timing & Scoring

# HRG, VSCCA, JAG CLUB @ LRP 2017

June 2 & 3, 2017

## Official Results

HRG-VSCCA-JAG Club at LRP 2017

Sorted on Laps

GRP3 - HRG1, HRG2, HRG3, HRG4, HRG5

Lime Rock Park 1.530 miles

Qualifier R 2

6/2/2017 05:00 PM

Race started at 17:03:15

Pos	No.	Name	Class	Laps	Best Tm	Diff	Total Tm	Make
1	#18	Jim Hamblin	HRG3	10	59.508		10:20.776	1968 Porsche 911 ST/white
2	#75	Jim Scott	HRG4	10	1:00.454	6.403	10:27.179	1973 Porsche 911 RS/White
3	#63	Art Hebert	HRG4	10	1:01.358	9.623	10:30.399	1965 Jaguar XK-E/Silver
4	#310	David Hutchings	HRG3	10	1:00.952	10.605	10:31.381	1972 Porsche 911/White
5	#61	Jack Bush	HRG4	10	1:00.346	23.393	10:44.169	1965 Jaguar XK-E/Silver/Green
6	#77	Gregory Meindl	HRG5	10	1:02.228	29.013	10:49.789	1965 Ford Mustang/Red
7	#80	Frank Grimaldi	HRG5	10	1:02.473	29.785	10:50.561	1968 Chev Camaro/Maroon/Ye
8	#49	Chris Homer	HRG5	10	1:02.928	30.845	10:51.621	1964 Chevrolet Corvette/Red
9	#161	Thomas Drake	HRG4	10	1:02.242	32.242	10:53.018	1968 Opel GT/Blue
10	#62	Joseph Riolo	HRG4	10	1:03.248	34.880	10:55.656	1962 Jaguar XK-E/Silver/Green
11	#128	Dana Parker	HRG3	10	1:04.866	39.839	11:00.615	1972 Porsche 911 T/Purple
12	#131	Gary Hagopian	HRG4	10	1:04.768	45.343	11:06.119	1963 Jaguar XK-E/Red
13	#97	Theodore Goneos	HRG3	10	1:05.779	51.707	11:12.483	1968 Porsche 911/White
14	#11	Jim Glass	HRG5	10	1:04.617	53.393	11:14.169	1965 Chevrolet Corvette /Red
15	#13	Glenn Every	HRG5	10	1:04.696	53.795	11:14.571	1969 Chevrolet Corvette/red/w
16	#390	Olga Reindlova	HRG3	9	1:06.042	1 Lap	10:31.954	1969 Porsche 911/Green/Purpl
17	#196	Robert Black	HRG3	9	1:06.892	1 Lap	10:35.623	1971 Ford Pinto/Blue/Black
18	#39	Kim Walker	HRG5	9	1:08.578	1 Lap	10:43.951	1969 Chevrolet Corvette /Silver
19	#57	David Reid	HRG2	9	1:08.603	1 Lap	10:45.860	1965 Austin Cooper S/Blue/W
20	#43	Hal Jones	HRG3	9	1:08.645	1 Lap	10:46.492	1972 BMW 2002ti/green
21	#90	Paul Paparella	HRG3	9	1:08.654	1 Lap	10:47.419	1973 BMW 2002tij/Blue
22	#27	Mark Gunsalus	HRG5	9	1:07.400	1 Lap	10:49.294	1966 Shelby GT 350/Yellow
23	#6	Chuck Lampe	HRG5	9	1:10.349	1 Lap	10:55.856	1968 Chevrolet Camaro/Blue
24	#114	Philip Gott	HRG2	9	1:09.967	1 Lap	10:58.838	1965 Triumph TR-4A/Red
25	#71	Nuno Ferreira	HRG2	9	1:11.269	1 Lap	11:02.550	1971 Fiat 124/Yellow
26	#02	Tony Hess	HRG2	9	1:10.792	1 Lap	11:03.173	1973 MG MG B/Blue/Silver
27	#71	John Torello	HRG2	9	1:11.295	1 Lap	11:06.118	1968 Alfa Romeo GT jr/Red
28	#26	Jon Einhorn	HRG4	9	1:13.159	1 Lap	11:23.938	1964 Austin Healey 3000/Red/
29	#7	Mike Harmuth	HRG1	8	1:15.113	2 Laps	10:24.789	1963 Triumph Spitfire/Red
30	#17	Jim Messenger	HRG4	8	1:10.244	2 Laps	11:03.265	1963 Jaguar XK-E/Silver
31	#48	Scott Stickle	HRG4	6	1:07.031	4 Laps	7:08.000	1963 Jaguar XK-E/White
32	#98	Stephen Moulton	HRG3	6	1:10.801	4 Laps	7:52.085	1972 Ford Pinto/Blue/Black
33	#9	John DeSantis	HRG5	4	1:08.210	6 Laps	4:51.517	1965 Ford Mustang/Burgundy

Margin of Victory	Avg. Speed	Best Lap Tm	Best Speed	Best Lap by
6.403	88.728	59.508	92.559	#18 - Jim Hamblin

Bob Melhado, Peter Roberts, Race Directors

Orbits

Joseph A. Boruch III, Chief of Timing & Scoring

# HRG, VSCCA, JAG CLUB @ LRP 2017

June 2 & 3, 2017

## Official Results

HRG-VSCCA-JAG Club at LRP 2017

Sorted on Best Lap time

GRP3 - HRG1, HRG2, HRG3, HRG4, HRG5

Lime Rock Park 1.530 miles

Qualifying 2

6/3/2017 10:20 AM

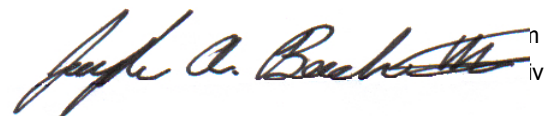
Qualifying started at 10:22:47

Pos	No.	Name	Class	Best Tm	Diff	In Lap	Make
1	#61	Jack Bush	HRG4	1:12.461		6	1965 Jaguar XK-E/Silver/Green
2	#63	Art Hebert	HRG4	1:12.889	0.428	7	1965 Jaguar XK-E/Silver
3	#62	Joseph Riolo	HRG4	1:14.533	2.072	6	1962 Jaguar XK-E/Silver/Green
4	#161	Thomas Drake	HRG4	1:16.123	3.662	6	1968 Opel GT/Blue
5	#18	Jim Hamblin	HRG3	1:16.368	3.907	4	1968 Porsche 911 ST/white
6	#310	David Hutchings	HRG3	1:16.542	4.081	3	1972 Porsche 911/White
7	#90	Paul Paparella	HRG3	1:17.797	5.336	9	1973 BMW 2002tii/Blue
8	#77	Gregory Meindl	HRG5	1:18.177	5.716	7	1965 Ford Mustang/Red
9	#88	Jake Clapp	HRG3	1:18.714	6.253	9	1970 Datsun 240Z/blue
10	#43	Hal Jones	HRG3	1:19.094	6.633	9	1972 BMW 2002ti/green
11	#23	Peter McCarthy	HRG1	1:19.768	7.307	8	1962 Austin Healy Ashley Sprite/Green
12	#27	Mark Gunsalus	HRG5	1:19.999	7.538	9	1966 Shelby GT 350/Yellow
13	#57	David Reid	HRG2	1:20.341	7.880	4	1965 Austin Cooper S/Blue/White
14	#13	Glenn Every	HRG5	1:21.107	8.646	8	1969 Chevrolet Corvette/red/white
15	#32	Thomas Leavy	HRG2	1:21.538	9.077	9	1962 MGB/red
16	#18	Kurt Smith	HRG4	1:21.615	9.154	6	1975 Porsche 911/Green
17	#114	Philip Gott	HRG2	1:22.330	9.869	7	1965 Triumph TR-4A/Red
18	#71	John Torello	HRG2	1:22.761	10.300	8	1968 Alfa Romeo GT jr/Red
19	#7	Mike Harmuth	HRG1	1:29.460	16.999	8	1963 Triumph Spitfire/Red
20	#26	Jon Einhorn	HRG4			0	1964 Austin Healey 3000/Red/Black

Bob Melhado, Peter Roberts, Race Directors

Orbits

Joseph A. Boruch III, Chief of Timing & Scoring





# HRG, VSCCA, JAG CLUB @ LRP 2017

June 2 & 3, 2017

## Official Results

HRG-VSCCA-JAG Club at LRP 2017

Sorted on Laps

GRP3 - HRG1, HRG2, HRG3, HRG4, HRG5

Lime Rock Park 1.530 miles

Race 1

6/3/2017 01:20 PM

Race started at 13:23:35

Pos	No.	Name	Class	Laps	Best Tm	Diff	Total Tm	Make
1	#18	Jim Hamblin	HRG3	20	1:00.062		20:40.162	1968 Porsche 911 ST/white
2	#63	Art Hebert	HRG4	20	1:00.319	4.930	20:45.092	1965 Jaguar XK-E/Silver
3	#75	Jim Scott	HRG4	20	1:00.460	29.680	21:09.842	1973 Porsche 911 RS/White
4	#310	David Hutchings	HRG3	20	1:01.731	39.413	21:19.575	1972 Porsche 911/White
5	#62	Joseph Riolo	HRG4	20	1:02.264	39.553	21:19.715	1962 Jaguar XK-E/Silver/Green
6	#161	Thomas Drake	HRG4	20	1:01.823	45.468	21:25.630	1968 Opel GT/Blue
7	#77	Gregory Meindl	HRG5	20	1:02.760	1:02.409	21:42.571	1965 Ford Mustang/Red
8	#80	Frank Grimaldi	HRG5	19	1:01.338	1 Lap	20:40.934	1968 Chev Camaro/Maroon/Ye
9	#49	Chris Homer	HRG5	19	1:02.948	1 Lap	20:54.828	1964 Chevrolet Corvette/Red
10	#88	Jake Clapp	HRG3	19	1:04.459	1 Lap	21:08.233	1970 Datsun 240Z/blue
11	#27	Mark Gunsalus	HRG5	19	1:04.574	1 Lap	21:09.387	1966 Shelby GT 350/Yellow
12	#11	Jim Glass	HRG5	19	1:03.726	1 Lap	21:15.850	1965 Chevrolet Corvette /Red
13	#128	Dana Parker	HRG3	19	1:04.669	1 Lap	21:16.457	1972 Porsche 911 T/Purple
14	#131	Gary Hagopian	HRG4	19	1:04.707	1 Lap	21:28.315	1963 Jaguar XK-E/Red
15	#57	David Reid	HRG2	19	1:05.230	1 Lap	21:29.945	1965 Austin Cooper S/Blue/W
16	#97	Theodore Goneos	HRG3	18	1:06.283	2 Laps	20:52.062	1968 Porsche 911/White
17	#32	Thomas Leavy	HRG2	18	1:06.492	2 Laps	20:52.255	1962 MGB/red
18	#18	Kurt Smith	HRG4	18	1:06.999	2 Laps	21:02.968	1975 Porsche 911/Green
19	#39	Kim Walker	HRG5	18	1:07.310	2 Laps	21:08.880	1969 Chevrolet Corvette /Silver
20	#43	Hal Jones	HRG3	18	1:08.001	2 Laps	21:23.706	1972 BMW 2002ti/green
21	#17	Jim Messenger	HRG4	18	1:07.497	2 Laps	21:25.725	1963 Jaguar XK-E/Silver
22	#90	Paul Paparella	HRG3	18	1:09.137	2 Laps	21:26.902	1973 BMW 2002tii/Blue
23	#71	Nuno Ferreira	HRG2	18	1:08.709	2 Laps	21:36.357	1971 Fiat 124/Yellow
24	#6	Chuck Lampe	HRG5	18	1:08.792	2 Laps	21:40.190	1968 Chevrolet Camaro/Blue
25	#64	Mark Wagner	HRG4	18	1:09.461	2 Laps	21:43.067	1974 Porsche 911/Yellow
26	#71	John Torello	HRG2	17	1:10.769	3 Laps	20:54.914	1968 Alfa Romeo GT jr/Red
27	#26	Jon Einhorn	HRG4	17	1:11.234	3 Laps	21:08.074	1964 Austin Healey 3000/Red/
28	#02	Tony Hess	HRG2	17	1:11.532	3 Laps	21:08.877	1973 MG MG B/Blue/Silver
29	#7	Mike Harmuth	HRG1	17	1:13.321	3 Laps	21:48.355	1963 Triumph Spitfire/Red
30	#390	Olga Reindlova	HRG3	15	1:04.006	5 Laps	17:15.395	1969 Porsche 911/Green/Purpl
31	#23	Peter McCarthy	HRG1	14	1:09.336	6 Laps	17:33.907	1962 Austin Healy Ashley Sprit
32	#114	Philip Gott	HRG2	12	1:10.790	8 Laps	14:51.469	1965 Triumph TR-4A/Red
33	#196	Robert Black	HRG3	5	1:07.759	15 Laps	6:04.184	1971 Ford Pinto/Blue/Black
34	#48	Scott Stickle	HRG4	3	1:12.925	17 Laps	4:15.515	1963 Jaguar XK-E/White
35	#61	Jack Bush	HRG4	2	1:01.655	18 Laps	2:08.868	1965 Jaguar XK-E/Silver/Green
36	#13	Glenn Every	HRG5			20 Laps	9.649	1969 Chevrolet Corvette/red/w

Margin of Victory	Avg. Speed	Best Lap Tm	Best Speed	Best Lap by
4.930	88.827	1:00.062	91.705	#18 - Jim Hamblin

Bob Melhado, Peter Roberts, Race Directors

Orbits

Joseph A. Boruch III, Chief of Timing & Scoring

# HRG, VSCCA, JAG CLUB @ LRP 2017

June 2 & 3, 2017

## Official Results

HRG-VSCCA-JAG Club at LRP 2017

Sorted on Laps

GRP3 - HRG1, HRG2, HRG3, HRG4, HRG5

Lime Rock Park 1.530 miles

Race 2

6/3/2017 03:50 PM

Race started at 15:54:24

Pos	No.	Name	Class	Laps	Best Tm	Diff	Total Tm	Make
1	#75	Jim Scott	HRG4	10	1:00.795		11:23.834	1973 Porsche 911 RS/White
2	#310	David Hutchings	HRG3	10	1:01.730	3.158	11:26.992	1972 Porsche 911/White
3	#161	Thomas Drake	HRG4	10	1:01.524	3.635	11:27.469	1968 Opel GT/Blue
4	#80	Frank Grimaldi	HRG5	10	1:00.995	13.456	11:37.290	1968 Chev Camaro/Maroon/Ye
5	#49	Chris Homer	HRG5	10	1:03.168	15.088	11:38.922	1964 Chevrolet Corvette/Red
6	#77	Gregory Meindl	HRG5	10	1:03.491	21.186	11:45.020	1965 Ford Mustang/Red
7	#88	Jake Clapp	HRG3	10	1:03.488	21.412	11:45.246	1970 Datsun 240Z/blue
8	#27	Mark Gunsalus	HRG5	10	1:04.034	23.910	11:47.744	1966 Shelby GT 350/Yellow
9	#11	Jim Glass	HRG5	10	1:04.717	31.513	11:55.347	1965 Chevrolet Corvette /Red
10	#128	Dana Parker	HRG3	10	1:05.826	39.718	12:03.552	1972 Porsche 911 T/Purple
11	#131	Gary Hagopian	HRG4	10	1:04.673	41.012	12:04.846	1963 Jaguar XK-E/Red
12	#48	Scott Stickle	HRG4	10	1:06.670	1:09.828	12:33.662	1963 Jaguar XK-E/White
13	#32	Thomas Leavy	HRG2	9	1:07.302	1 Lap	11:24.032	1962 MGB/red
14	#97	Theodore Goneos	HRG3	9	1:07.102	1 Lap	11:24.613	1968 Porsche 911/White
15	#43	Hal Jones	HRG3	9	1:09.030	1 Lap	11:26.769	1972 BMW 2002ti/green
16	#90	Paul Paparella	HRG3	9	1:09.987	1 Lap	11:38.340	1973 BMW 2002tii/Blue
17	#71	Nuno Ferreira	HRG2	9	1:09.429	1 Lap	11:38.560	1971 Fiat 124/Yellow
18	#23	Peter McCarthy	HRG1	9	1:09.096	1 Lap	11:40.827	1962 Austin Healy Ashley Sprit
19	#64	Glenn Every	HRG5	9	1:08.432	1 Lap	11:43.755	Corvette/white
20	#71	John Torello	HRG2	9	1:16.548	1 Lap	11:45.959	1968 Alfa Romeo GT jr/Red
21	#26	Jon Einhorn	HRG4	9	1:12.483	1 Lap	11:58.488	1964 Austin Healey 3000/Red/
22	#02	Tony Hess	HRG2	9	1:12.075	1 Lap	11:58.844	1973 MG MG B/Blue/Silver
23	#7	Mike Harmuth	HRG1	9	1:12.962	1 Lap	12:07.998	1963 Triumph Spitfire/Red
24	#39	Kim Walker	HRG5	9	1:10.527	1 Lap	12:33.118	1969 Chevrolet Corvette /Silver
25	#14	Donald Wells	HRG5	8	1:19.018	2 Laps	11:36.913	Daytona
26	#64	Mark Wagner	HRG3			10 Laps	1:08.495	1974 Porsche 911/Yellow
27	#18	Kurt Smith	HRG4			10 Laps	1:57.838	1975 Porsche 911/Green

Margin of Victory

Avg. Speed

Best Lap Tm

Best Speed

Best Lap by

3.158

80.546

1:00.795

90.600

#75 - Jim Scott

Bob Melhado, Peter Roberts, Race Directors

Orbits

Joseph A. Boruch III, Chief of Timing & Scoring



# HRG, VSCCA, JAG CLUB @ LRP 2017

June 2 & 3, 2017

## Official Results

HRG-VSCCA-JAG Club at LRP 2017

Sorted on Best Lap time

GRP4 - VSCCA1

Lime Rock Park 1.530 miles

Practice 1

6/2/2017 10:20 AM

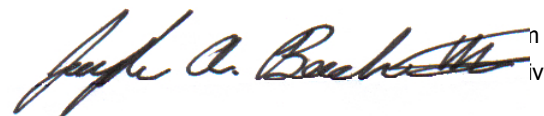
Practice started at 10:21:25

Pos	No.	Name	Class	Best Tm	Diff	In Lap	Make
1	#169	Joseph Fuller		1:07.702		11	
2	#512	Paul Glynn		1:08.056	0.354	7	1957 Alfa Romeo Veloce/Red
3	#740	Mitchell Eitel		1:08.260	0.558	11	1958 Devin SS/Blue/White
4	#100	Stephen Lehrman		1:08.351	0.649	9	1959 Alfa Romeo Giulietta/White
5	#4	Bob Mirabel		1:08.354	0.652	11	
6	#391	Herb Wetanson		1:08.567	0.865	11	1959 Astin Martin DB-4/Aluminium
7	#256	Roger Cassin		1:08.676	0.974	11	1956 Alfa Romeo Guilietta/White
8	#95	Michael Clifford		1:08.738	1.036	9	1960 Elva 200 F Jr./Dk Blue/Yellow
9	#107	Deborah Abraham		1:09.033	1.331	3	1958 Alfa Romeo Guilietta/White
10	#92	Hervey Parke		1:09.250	1.548	10	1960 Elva 200 F Jr./Black/Silver
11	#771	Ivan Frantz		1:09.373	1.671	7	1958 Lotus 7/Silver
12	#745	Larry Eckler		1:09.507	1.805	2	1958 Morgan +4/Green/Black
13	#07	James Freeman		1:09.659	1.957	4	1960 Aston Martin DB-4 GT/Green
14	#473	Ted Potter		1:09.998	2.296	4	1959 Alfa Romeo Giulietta/Red
15	#55	Edward Sanson		1:10.493	2.791	9	1960 Alfa Romeo Guilietta/Gray
16	#102	Rick Neves		1:10.528	2.826	7	1956 Austin Healey 100 - 4/Blue
17	#227	Bradley Price		1:10.678	2.976	11	1959 Alfa Romeo Guilietta/White
18	#338	Daniel Dazet		1:11.095	3.393	9	1961 Austin Healey Sprite/Red
19	#390	Olga Reindlova		1:11.459	3.757	11	1960 Porsche 356/Silver
20	#358	James Stein		1:11.924	4.222	10	1959 Porsche 356-A/Silver
21	#447			1:12.233	4.531	9	
22	#10	Thomas Kurtz		1:12.467	4.765	7	1967 Ginetta G-12/Green
23	#225	Jim Messenger		1:12.545	4.843	9	1957 Alfa Romeo Giulietta/Red
24	#684	Ernest W. Brown		1:15.525	7.823	7	1957 Morgan Plus 4/White
25	#266	William Goldkind		1:20.276	12.574	3	
26	#240	Jon Goodman				0	1958 Alfa Romeo Veloce/Red

Bob Melhado, Peter Roberts, Race Directors

Orbits

Joseph A. Boruch III, Chief of Timing & Scoring



# HRG, VSCCA, JAG CLUB @ LRP 2017

June 2 & 3, 2017

## Official Results

HRG-VSCCA-JAG Club at LRP 2017

Sorted on Laps

GRP4 - VSCCA1

Lime Rock Park 1.530 miles

QualifieR 1

6/2/2017 12:00 PM

Race started at 12:04:31

Pos	No.	Name	Class	Laps	Best Tm	Diff	Total Tm	Make
1	#512	Paul Glynn	V1	5	1:08.233		6:44.338	1957 Alfa Romeo Veloce/Red
2	#08	Bob Mirabel	V1	5	1:09.288	3:07.661	9:51.999	
3	#100	Stephen Lehrman	V1	5	1:09.190	3:21.039	10:05.377	1959 Alfa Romeo Giulietta/Whi
4	#391	Herb Wetanson	V1	5	1:09.191	3:28.159	10:12.497	1959 Astin Martin DB-4/Alumin
5	#771	Ivan Frantz	V1	5	1:08.768	3:33.964	10:18.302	1958 Lotus 7/Silver
6	#256	Roger Cassin	V1	5	1:09.208	3:36.893	10:21.231	1956 Alfa Romeo Guilietta/Whi
7	#107	Deborah Abraham	V1	5	1:09.406	3:45.587	10:29.925	1958 Alfa Romeo Guilietta/Whi
8	#227	Bradley Price	V1	4	1:12.343	1 Lap	5:50.965	1959 Alfa Romeo Guilietta/Whi
9	#390	Olga Reindlova	V1	4	1:11.292	1 Lap	5:56.014	1960 Porsche 356/Silver
10	#55	Edward Sanson	V1	4	1:13.078	1 Lap	6:02.915	1960 Alfa Romeo Guilietta/Gray
11	#25	Mark Cendron	V1	4	1:11.903	1 Lap	6:07.647	1957 Tojeiro Sport Racer/Greer
12	#745	Larry Eckler	V1	4	1:13.344	1 Lap	6:14.026	1958 Morgan +4/Green/Black
13	#240	Jon Goodman	V1	4	1:11.828	1 Lap	6:15.526	1958 Alfa Romeo Veloce/Red
14	#555	Santo Spadaro	V1	4	1:13.594	1 Lap	6:16.401	1958 Alfa Romeo Giulietta Spri
15	#338	Daniel Dazet	V1	4	1:13.797	1 Lap	6:19.793	1961 Austin Healey Sprite/Red
16	#102	Rick Neves	V1	4	1:14.088	1 Lap	6:23.947	1956 Austin Healey 100 - 4/Blu
17	#473	Ted Potter	V1	4	1:12.820	1 Lap	6:27.174	1959 Alfa Romeo Giulietta/Red
18	#225	Jim Messenger	V1	4	1:14.900	1 Lap	6:31.750	1957 Alfa Romeo Giulietta/Red
19	#358	James Stein	V1	4	1:13.756	1 Lap	6:33.913	1959 Porsche 356-A/Silver
20	#92	Hervey Parke	V1	4	1:11.475	1 Lap	6:38.285	1960 Elva 200 F Jr./Black/Silv
21	#266	William Goldkind	V1	4	1:14.208	1 Lap	6:50.160	
22	#10	Thomas Kurtz	V1	4	1:11.906	1 Lap	10:09.010	1967 Ginetta G-12/Green
23	#169	Joseph Fuller	V1	4	1:07.679	1 Lap	10:14.993	
24	#740	Mitchell Eitel	V1	4	1:08.077	1 Lap	10:29.926	1958 Devin SS/Blue/White
25	#95	Michael Clifford	V1	3	1:08.422	2 Laps	3:42.905	1960 Elva 200 F Jr./Dk Blue/Y

Margin of Victory

Avg. Speed

Best Lap Tm

Best Speed

Best Lap by

3:07.661

68.111

1:07.679

81.384

#169 - Joseph Fuller

Bob Melhado, Peter Roberts, Race Directors

Orbits

Joseph A. Boruch III, Chief of Timing & Scoring

# HRG, VSCCA, JAG CLUB @ LRP 2017

June 2 & 3, 2017

## Official Results

HRG-VSCCA-JAG Club at LRP 2017

Sorted on Laps

GRP4 - VSCCA1

Lime Rock Park 1.530 miles

QualifieR 2

6/2/2017 03:10 PM

Race started at 15:13:30

Pos	No.	Name	Class	Laps	Best Tm	Diff	Total Tm	Make
1	#256	Roger Cassin	V1	9	1:07.073		10:59.177	1956 Alfa Romeo Guilietta/Whi
2	#512	Paul Glynn	V1	9	1:08.111	0.972	11:00.149	1957 Alfa Romeo Veloce/Red
3	#100	Stephen Lehrman	V1	9	1:08.037	1.029	11:00.206	1959 Alfa Romeo Guilietta/Whi
4	#169	Joseph Fuller	V1	9	1:06.825	5.797	11:04.974	
5	#771	Ivan Frantz	V1	9	1:09.072	6.486	11:05.663	1958 Lotus 7/Silver
6	#25	Mark Cendron	V1	9	1:09.081	6.720	11:05.897	1957 Tojeiro Sport Racer/Greer
7	#107	Deborah Abraham	V1	9	1:09.634	9.480	11:08.657	1958 Alfa Romeo Guilietta/Whi
8	#92	Hervey Parke	V1	9	1:09.678	15.546	11:14.723	1960 Elva 200 F Jr./Black/Silv
9	#740	Mitchell Eitel	V1	9	1:09.525	17.582	11:16.759	1958 Devin SS/Blue/White
10	#390	Olga Reindlova	V1	9	1:11.595	17.738	11:16.915	1960 Porsche 356/Silver
11	#240	Jon Goodman	V1	9	1:11.524	18.998	11:18.175	1958 Alfa Romeo Veloce/Red
12	#227	Bradley Price	V1	9	1:11.158	19.162	11:18.339	1959 Alfa Romeo Guilietta/Whi
13	#745	Larry Eckler	V1	9	1:09.643	19.623	11:18.800	1958 Morgan +4/Green/Black
14	#102	Rick Neves	V1	9	1:11.678	22.109	11:21.286	1956 Austin Healey 100 - 4/Blu
15	#555	Santo Spadaro	V1	9	1:12.145	22.240	11:21.417	1958 Alfa Romeo Guilietta Spri
16	#55	Edward Sanson	V1	9	1:10.887	22.633	11:21.810	1960 Alfa Romeo Guilietta/Gray
17	#338	Daniel Dazet	V1	9	1:10.721	23.207	11:22.384	1961 Austin Healey Sprite/Red
18	#358	James Stein	V1	9	1:10.922	23.573	11:22.750	1959 Porsche 356-A/Silver
19	#10	Thomas Kurtz	V1	9	1:10.601	25.348	11:24.525	1967 Ginetta G-12/Green
20	#225	Jim Messenger	V1	9	1:12.909	45.465	11:44.642	1957 Alfa Romeo Guilietta/Red
21	#266	William Goldkind	V1	6	1:12.098	3 Laps	10:29.394	
22	#473	Ted Potter	V1	3	1:17.228	6 Laps	4:17.922	1959 Alfa Romeo Guilietta/Red
23	#08	Bob Mirabel	V1			9 Laps	4.099	

Margin of Victory

Avg. Speed

Best Lap Tm

Best Speed

Best Lap by

0.972

75.203

1:06.825

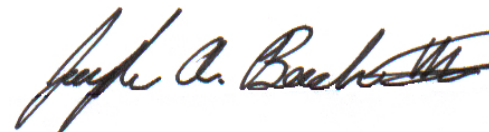
82.424

#169 - Joseph Fuller

Bob Melhado, Peter Roberts, Race Directors

Orbits

Joseph A. Boruch III, Chief of Timing & Scoring



# HRG, VSCCA, JAG CLUB @ LRP 2017

June 2 & 3, 2017

## Official Results

HRG-VSCCA-JAG Club at LRP 2017

Sorted on Laps

GRP4 - VSCCA1

Lime Rock Park 1.530 miles

QualifieR 3

6/2/2017 05:20 PM

Race started at 17:24:00

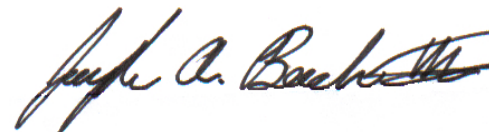
Pos	No.	Name	Class	Laps	Best Tm	Diff	Total Tm	Make
1	#169	Joseph Fuller	V1	8	1:05.875		9:02.298	
2	#256	Roger Cassin	V1	8	1:07.707	8.278	9:10.576	1956 Alfa Romeo Guilietta/Whi
3	#100	Stephen Lehrman	V1	8	1:07.540	8.512	9:10.810	1959 Alfa Romeo Guilietta/Whi
4	#771	Ivan Frantz	V1	8	1:07.630	12.082	9:14.380	1958 Lotus 7/Silver
5	#512	Paul Glynn	V1	8	1:07.614	12.173	9:14.471	1957 Alfa Romeo Veloce/Red
6	#740	Mitchell Eitel	V1	8	1:07.680	18.944	9:21.242	1958 Devin SS/Blue/White
7	#92	Hervey Parke	V1	8	1:08.436	21.482	9:23.780	1960 Elva 200 F Jr./Black/Silv
8	#107	Deborah Abraham	V1	8	1:09.104	24.063	9:26.361	1958 Alfa Romeo Guilietta/Whi
9	#745	Larry Eckler	V1	8	1:09.680	32.235	9:34.533	1958 Morgan +4/Green/Black
10	#10	Thomas Kurtz	V1	8	1:09.003	37.361	9:39.659	1967 Ginetta G-12/Green
11	#240	Jon Goodman	V1	8	1:11.099	39.546	9:41.844	1958 Alfa Romeo Veloce/Red
12	#227	Bradley Price	V1	8	1:10.089	39.708	9:42.006	1959 Alfa Romeo Guilietta/Whi
13	#102	Rick Neves	V1	8	1:10.934	42.862	9:45.160	1956 Austin Healey 100 - 4/Blu
14	#358	James Stein	V1	8	1:10.391	44.600	9:46.898	1959 Porsche 356-A/Silver
15	#25	Mark Cendron	V1	8	1:11.725	52.233	9:54.531	1957 Tojeiro Sport Racer/Greer
16	#555	Santo Spadaro	V1	8	1:12.481	53.368	9:55.666	1958 Alfa Romeo Guilietta Spri
17	#473	Ted Potter	V1	8	1:11.682	53.549	9:55.847	1959 Alfa Romeo Guilietta/Red
18	#266	William Goldkind	V1	8	1:10.949	54.708	9:57.006	
19	#225	Jim Messenger	V1	8	1:13.132	1:07.933	10:10.231	1957 Alfa Romeo Guilietta/Red

Margin of Victory	Avg. Speed	Best Lap Tm	Best Speed	Best Lap by
8.278	81.254	1:05.875	83.613	#169 - Joseph Fuller

Bob Melhado, Peter Roberts, Race Directors

Orbits

Joseph A. Boruch III, Chief of Timing & Scoring



# HRG, VSCCA, JAG CLUB @ LRP 2017

June 2 & 3, 2017

## Official Results

HRG-VSCCA-JAG Club at LRP 2017

Sorted on Laps

GRP4 - VSCCA1

Lime Rock Park 1.530 miles

Race 1

6/3/2017 10:40 AM

Race started at 10:44:28

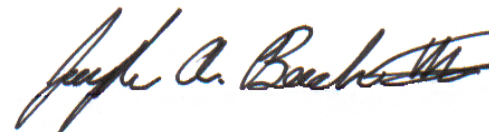
Pos	No.	Name	Class	Laps	Best Tm	Diff	Total Tm	Make
1	#256	Roger Cassin	V1	8	1:17.494		10:33.680	1956 Alfa Romeo Guilietta/Whi
2	#169	Joseph Fuller	V1	8	1:18.552	9.375	10:43.055	
3	#473	Ted Potter	V1	8	1:19.552	27.686	11:01.366	1959 Alfa Romeo Giulietta/Red
4	#08	Bob Mirabel	V1	8	1:22.820	55.039	11:28.719	
5	#745	Larry Eckler	V1	8	1:22.797	55.557	11:29.237	1958 Morgan +4/Green/Black
6	#358	James Stein	V1	8	1:21.883	56.028	11:29.708	1959 Porsche 356-A/Silver
7	#187	Ryan Smith	V1	8	1:23.117	56.963	11:30.643	1960 Daimler SP 250/Red
8	#25	Mark Cendron	V1	8	1:21.597	57.323	11:31.003	1957 Tojeiro Sport Racer/Green
9	#10	Thomas Kurtz	V1	8	1:21.955	59.081	11:32.761	1967 Ginetta G-12/Green
10	#771	Ivan Frantz	V1	8	1:26.149	1:16.461	11:50.141	1958 Lotus 7/Silver

Margin of Victory	Avg. Speed	Best Lap Tm	Best Speed	Best Lap by
9.375	69.537	1:17.494	71.076	#256 - Roger Cassin

Bob Melhado, Peter Roberts, Race Directors

Orbits

Joseph A. Boruch III, Chief of Timing & Scoring



# HRG, VSCCA, JAG CLUB @ LRP 2017

June 2 & 3, 2017

## Official Results

HRG-VSCCA-JAG Club at LRP 2017

Sorted on Laps

GRP4 - VSCCA1

Lime Rock Park 1.530 miles

Race 2

6/3/2017 01:50 PM

Race started at 13:57:42

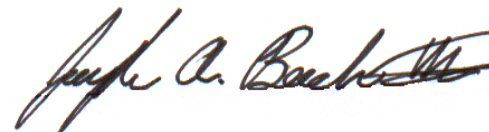
Pos	No.	Name	Class	Laps	Best Tm	Diff	Total Tm	Make
1	#169	Joseph Fuller	V1	7	1:06.181		7:57.044	
2	#256	Roger Cassin	V1	7	1:07.060	4.993	8:02.037	1956 Alfa Romeo Guilietta/Whi
3	#391	Herb Wetanson	V1	7	1:08.816	18.496	8:15.540	1959 Astin Martin DB-4/Alumin
4	#771	Ivan Frantz	V1	7	1:08.677	25.158	8:22.202	1958 Lotus 7/Silver
5	#745	Larry Eckler	V1	7	1:10.084	26.127	8:23.171	1958 Morgan +4/Green/Black
6	#473	Ted Potter	V1	7	1:10.686	27.379	8:24.423	1959 Alfa Romeo Guilietta/Red
7	#100	Stephen Lehrman	V1	7	1:07.593	28.047	8:25.091	1959 Alfa Romeo Guilietta/Whi
8	#512	Paul Glynn	V1	7	1:09.269	32.862	8:29.906	1957 Alfa Romeo Veloce/Red
9	#107	Deborah Abraham	V1	7	1:09.596	34.247	8:31.291	1958 Alfa Romeo Guilietta/Whi
10	#358	James Stein	V1	7	1:11.142	38.334	8:35.378	1959 Porsche 356-A/Silver
11	#227	Bradley Price	V1	7	1:11.134	38.480	8:35.524	1959 Alfa Romeo Guilietta/Whi
12	#25	Mark Cendron	V1	7	1:11.176	39.330	8:36.374	1957 Tojeiro Sport Racer/Greer
13	#55	Edward Sanson	V1	7	1:10.673	40.031	8:37.075	1960 Alfa Romeo Guilietta/Gra
14	#10	Thomas Kurtz	V1	7	1:09.940	40.153	8:37.197	1967 Ginetta G-12/Green
15	#390	Olga Reindlova	V1	7	1:10.055	40.895	8:37.939	1960 Porsche 356/Silver
16	#92	Hervey Parke	V1	7	1:09.954	41.452	8:38.496	1960 Elva 200 F Jr./Black/Silv
17	#338	Daniel Dazet	V1	7	1:10.656	43.990	8:41.034	1961 Austin Healey Sprite/Red
18	#102	Rick Neves	V1	7	1:10.727	46.569	8:43.613	1956 Austin Healey 100 - 4/Blu
19	#187	Ryan Smith	V1	7	1:11.199	51.122	8:48.166	1960 Daimler SP 250/Red
20	#14	Donald Wells	V1	7	1:13.209	59.907	8:56.951	
21	#225	Jim Messenger	V1	5	1:15.785	2 Laps	8:18.831	1957 Alfa Romeo Guilietta/Red

Margin of Victory	Avg. Speed	Best Lap Tm	Best Speed	Best Lap by
4.993	80.823	1:06.181	83.226	#169 - Joseph Fuller

Bob Melhado, Peter Roberts, Race Directors

Orbits

Joseph A. Boruch III, Chief of Timing & Scoring





# HRG, VSCCA, JAG CLUB @ LRP 2017

June 2 & 3, 2017

## Official Results

HRG-VSCCA-JAG Club at LRP 2017

Sorted on Laps

GRP4 - VSCCA1

Lime Rock Park 1.530 miles

Race 3

6/3/2017 04:10 PM

Race started at 16:13:43

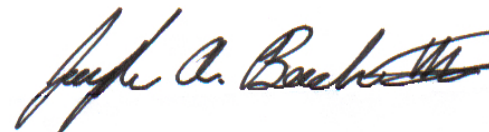
Pos	No.	Name	Class	Laps	Best Tm	Diff	Total Tm	Make
1	#256	Roger Cassin	V1	9	1:07.406		10:18.504	1956 Alfa Romeo Guilietta/Whi
2	#771	Ivan Frantz	V1	9	1:07.377	0.557	10:19.061	1958 Lotus 7/Silver
3	#512	Paul Glynn	V1	9	1:07.898	5.451	10:23.955	1957 Alfa Romeo Veloce/Red
4	#92	Hervey Parke	V1	9	1:08.680	17.639	10:36.143	1960 Elva 200 F Jr./Black/Silv
5	#107	Deborah Abraham	V1	9	1:09.235	18.571	10:37.075	1958 Alfa Romeo Guilietta/Whi
6	#745	Larry Eckler	V1	9	1:09.298	18.868	10:37.372	1958 Morgan +4/Green/Black
7	#10	Thomas Kurtz	V1	9	1:09.063	23.181	10:41.685	1967 Ginetta G-12/Green
8	#55	Edward Sanson	V1	9	1:10.978	32.436	10:50.940	1960 Alfa Romeo Guilietta/Gra
9	#102	Rick Neves	V1	9	1:10.600	35.917	10:54.421	1956 Austin Healey 100 - 4/Blu
10	#473	Ted Potter	V1	8	1:10.942	1 Lap	10:13.410	1959 Alfa Romeo Giulietta/Red
11	#25	Mark Cendron	V1	8	1:11.101	1 Lap	10:15.720	1957 Tojeiro Sport Racer/Greer
12	#338	Daniel Dazet	V1	8	1:11.103	1 Lap	10:18.282	1961 Austin Healey Sprite/Red
13	#225	Jim Messenger	V1	8	1:15.406	1 Lap	10:27.086	1957 Alfa Romeo Giulietta/Red

Margin of Victory	Avg. Speed	Best Lap Tm	Best Speed	Best Lap by
0.557	80.148	1:07.377	81.749	#771 - Ivan Frantz

Bob Melhado, Peter Roberts, Race Directors

Orbits

Joseph A. Boruch III, Chief of Timing & Scoring



# HRG, VSCCA, JAG CLUB @ LRP 2017

June 2 & 3, 2017

## Official Results

HRG-VSCCA-JAG Club at LRP 2017

Sorted on Best Lap time

GRP5 - VSCCA2

Lime Rock Park 1.530 miles

Practice 1

6/2/2017 10:40 AM

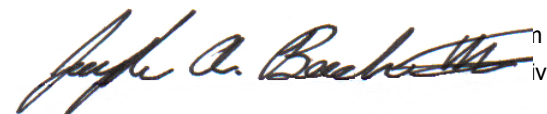
Practice started at 10:40:57

Pos	No.	Name	Class	Best Tm	Diff	In Lap	Make
1	#84	Herb Wetanson		1:10.053		5	1961 Ferrari 250 GT/Burgundy
2	#65			1:10.738	0.685	11	
3	#722	Larry McKenna		1:10.774	0.721	5	1959 Stanguelini F Jr/Maroon
4	#25	Marc Cendron		1:11.789	1.736	11	
5	#928	Frank Filangeri		1:12.363	2.310	11	1951 MG TD/Cream
6	#48	Stu Forer		1:12.776	2.723	11	1951 Jaguar XK-120/Silver
7	#181	Anthony Thompson		1:13.051	2.998	11	1959 Lotus 7/Alum/Black
8	#746	W. Chris Towner		1:13.726	3.673	5	1951 Morgan +4/Black
9	#29	Chris Meyers		1:14.791	4.738	8	1957 MG MGA/Green
10	#555			1:15.042	4.989	5	
11	#733	John Maiuccoro		1:15.305	5.252	5	1959 MG MG A/Black
12	#143	Scott Hill		1:15.575	5.522	11	1960 Alfa Romeo Guilietta/White
13	#311	James Juhas		1:15.726	5.673	10	1957 MG MG A/Green
14	#132	Rick McCurdy		1:16.307	6.254	4	1957 Triumph TR-3/Red
15	#140	Eric Logan		1:16.453	6.400	9	1964 Formcar FV/White/Blue
16	#608			1:17.122	7.069	11	
17	#409	Dan Leonard		1:17.425	7.372	5	1953 MG TD/Cream/Brown
18	#218	Butch O'Connor		1:17.546	7.493	10	1959 MG MGA/White
19	#645	Jeffrey Sienkiewicz		1:18.010	7.957	7	1959 MG MGA/Green
20	#607	Mark Sherman		1:18.874	8.821	8	1953 MG TD/Green
21	#298			1:20.369	10.316	6	
22	#122	Tom Monti		1:23.003	12.950	5	1962 Form Car FV/Blue
23	#20	Tom Ellsworth		1:26.529	16.476	3	1935 Ford Amilcar/Brown
24	#15	Richard Waite		1:27.465	17.412	1	Ford Indy/Maroon
25	#68	George Smith		1:29.433	19.380	4	1948 MG TC/Black
26	#137	Frank Ceklarz		1:31.009	20.956	7	1946 MG TC
27	#204	Donald Mei		1:34.014	23.961	6	/
28	#277	Michael Bartell		1:39.468	29.415	4	1934 MG PA/Black
29	#22	Lulu Wang				0	1959 Ferrari 250 Interim/White

Bob Melhado, Peter Roberts, Race Directors

Orbits

Joseph A. Boruch III, Chief of Timing & Scoring



# HRG, VSCCA, JAG CLUB @ LRP 2017

June 2 & 3, 2017

## Official Results

HRG-VSCCA-JAG Club at LRP 2017

Sorted on Laps

GRP5 - VSCCA2

Lime Rock Park 1.530 miles

QualifieR 1

6/2/2017 01:50 PM

Race started at 13:56:28

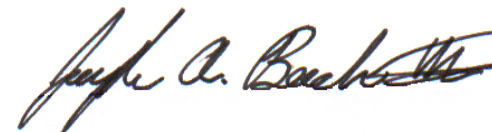
Pos	No.	Name	Class	Laps	Best Tm	Diff	Total Tm	Make
1	#84	Herb Wetanson	V2	8	1:08.871		9:36.315	1961 Ferrari 250 GT/Burgundy
2	#65	Jim Bok	V2	8	1:09.805	7.986	9:44.301	1961 Lotus 7/Yellow/Aluminium
3	#722	Larry McKenna	V2	8	1:10.132	8.674	9:44.989	1959 Stanguelini F Jr/Maroon
4	#181	Anthony Thompson	V2	8	1:10.578	10.897	9:47.212	1959 Lotus 7/Alum/Black
5	#48	Stu Forer	V2	8	1:13.931	28.006	10:04.321	1951 Jaguar XK-120/Silver
6	#447	Mike Virr	V2	8	1:13.277	28.440	10:04.755	1959 Morgan 4/Blue
7	#746	W. Chris Towner	V2	8	1:13.694	28.876	10:05.191	1951 Morgan +4/Black
8	#132	Rick McCurdy	V2	8	1:13.430	39.260	10:15.575	1957 Triumph TR-3/Red
9	#733	John Maiuccoro	V2	8	1:14.311	41.275	10:17.590	1959 MG MG A/Black
10	#29	Chris Meyers	V2	8	1:13.820	42.163	10:18.478	1957 MG MGA/Green
11	#143	Scott Hill	V2	8	1:13.535	42.831	10:19.146	1960 Alfa Romeo Guilietta/Whi
12	#140	Eric Logan	V2	8	1:15.541	48.403	10:24.718	1964 Formcar FV/White/Blue
13	#311	James Juhas	V2	8	1:15.725	58.551	10:34.866	1957 MG MG A/Green
14	#218	Butch O'Connor	V2	8	1:16.184	58.975	10:35.290	1959 MG MGA/White
15	#409	Dan Leonard	V2	8	1:16.466	59.367	10:35.682	1953 MG TD/Cream/Brown
16	#608	Jackie Amarosa	V2	8	1:15.937	1:10.999	10:47.314	1959 Triumph TR-3/White
17	#684	Ernest W. Brown	V2	8	1:17.386	1:19.118	10:55.433	1957 Morgan Plus 4/White
18	#22	Lulu Wang	V2	8	1:15.928	1:27.855	11:04.170	1959 Ferrari 250 Interim/White
19	#122	Tom Monti	V2	7	1:20.006	1 Lap	9:40.113	1962 Form Car FV/Blue
20	#607	Mark Sherman	V2	7	1:19.940	1 Lap	9:41.798	1953 MG TD/Green
21	#298		V2	7	1:19.921	1 Lap	9:42.206	
22	#20	Tom Ellsworth	V2	7	1:25.252	1 Lap	10:18.715	1935 Ford Amilcar/Brown
23	#204	Donald Mei	V2	7	1:30.763	1 Lap	10:47.313	/
24	#68	George Smith	V2	7	1:30.924	1 Lap	10:56.483	1948 MG TC/Black
25	#277	Michael Bartell	V2	6	1:37.369	2 Laps	10:17.923	1934 MG PA/Black
26	#137	Frank Ceklarz	V2	6	1:26.039	2 Laps	10:22.418	1946 MG TC
27	#349	John Romano	V2	6	1:14.558	2 Laps	10:24.469	1964 Porsche 904 Carrera GTS

Margin of Victory	Avg. Speed	Best Lap Tm	Best Speed	Best Lap by
7.986	76.458	1:08.871	79.976	#84 - Herb Wetanson

Bob Melhado, Peter Roberts, Race Directors

Orbits

Joseph A. Boruch III, Chief of Timing & Scoring



# HRG, VSCCA, JAG CLUB @ LRP 2017

June 2 & 3, 2017

## Official Results

HRG-VSCCA-JAG Club at LRP 2017

Sorted on Laps

GRP5 - VSCCA2

Lime Rock Park 1.530 miles

QualifieR 2

6/2/2017 03:30 PM

Race started at 15:33:59

Pos	No.	Name	Class	Laps	Best Tm	Diff	Total Tm	Make
1	#65	Jim Bok	V2	9	1:09.429		10:38.005	1961 Lotus 7/Yellow/Aluminium
2	#722	Larry McKenna	V2	9	1:08.997	0.232	10:38.237	1959 Stanguelini F Jr/Maroon
3	#181	Anthony Thompson	V2	9	1:10.949	21.849	10:59.854	1959 Lotus 7/Alum/Black
4	#447	Mike Virr	V2	9	1:10.814	22.109	11:00.114	1959 Morgan 4/Blue
5	#48	Stu Forer	V2	9	1:12.747	26.676	11:04.681	1951 Jaguar XK-120/Silver
6	#746	W. Chris Towner	V2	9	1:12.557	27.633	11:05.638	1951 Morgan +4/Black
7	#132	Rick McCurdy	V2	9	1:12.452	34.274	11:12.279	1957 Triumph TR-3/Red
8	#733	John Maiuccoro	V2	9	1:12.996	34.602	11:12.607	1959 MG MG A/Black
9	#349	John Romano	V2	9	1:12.649	53.978	11:31.983	1964 Porsche 904 Carrera GTS
10	#140	Eric Logan	V2	9	1:14.986	56.542	11:34.547	1964 Formcar FV/White/Blue
11	#22	Lulu Wang	V2	9	1:13.607	1:03.829	11:41.834	1959 Ferrari 250 Interim/White
12	#311	James Juhas	V2	9	1:14.158	1:05.208	11:43.213	1957 MG MG A/Green
13	#143	Scott Hill	V2	9	1:14.512	1:05.789	11:43.794	1960 Alfa Romeo Guilietta/Whi
14	#409	Dan Leonard	V2	9	1:15.246	1:06.431	11:44.436	1953 MG TD/Cream/Brown
15	#684	Ernest W. Brown	V2	9	1:16.652	1:12.358	11:50.363	1957 Morgan Plus 4/White
16	#029	Chris Meyers	V2	8	1:13.383	1 Lap	10:05.308	1957 MG MGA/Green
17	#607	Mark Sherman	V2	8	1:18.036	1 Lap	10:38.281	1953 MG TD/Green
18	#122	Tom Monti	V2	8	1:21.091	1 Lap	11:03.169	1962 Form Car FV/Blue
19	#298	WHO ARE YOU!?	V2	8	1:19.982	1 Lap	11:03.810	
20	#137	Frank Cekarz	V2	8	1:14.947	1 Lap	11:07.732	1946 MG TC
21	#68	George Smith	V2	8	1:25.397	1 Lap	11:50.071	1948 MG TC/Black
22	#277	Michael Bartell	V2	7	1:38.686	2 Laps	11:58.280	1934 MG PA/Black
23	#218	Butch O'Connor	V2	5	1:16.311	4 Laps	6:33.009	1959 MG MGA/White
24	#20	Tom Ellsworth	V2	4	1:25.481	5 Laps	6:06.763	1935 Ford Amilcar/Brown

Margin of Victory

Avg. Speed

Best Lap Tm

Best Speed

Best Lap by

0.232

77.698

1:08.997

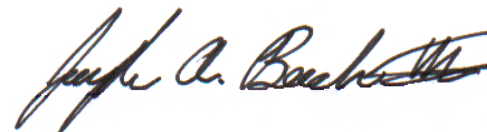
79.830

#722 - Larry McKenna

Bob Melhado, Peter Roberts, Race Directors

Orbits

Joseph A. Boruch III, Chief of Timing & Scoring



# HRG, VSCCA, JAG CLUB @ LRP 2017

June 2 & 3, 2017

## Official Results

HRG-VSCCA-JAG Club at LRP 2017

Sorted on Best Lap time

GRP5 - VSCCA2

Lime Rock Park 1.530 miles

Practice 2

6/3/2017 09:00 AM

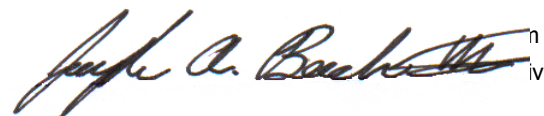
Practice started at 9:02:19

Pos	No.	Name	Class	Best Tm	Diff	In Lap	Make
1	#84	Herb Wetanson	V2	1:08.488		5	1961 Ferrari 250 GT/Burgundy
2	#722	Larry McKenna	V2	1:09.244	0.756	9	1959 Stanguelini F Jr/Maroon
3	#181	Anthony Thompson	V2	1:13.296	4.808	9	1959 Lotus 7/Alum/Black
4	#65	Jim Bok	V2	1:13.403	4.915	8	1961 Lotus 7/Yellow/Aluminium
5	#447	Mike Virr	V2	1:13.576	5.088	4	1959 Morgan 4/Blue
6	#746	W. Chris Towner	V2	1:13.649	5.161	9	1951 Morgan +4/Black
7	#48	Stu Forer	V2	1:13.687	5.199	5	1951 Jaguar XK-120/Silver
8	#684	Ernest W. Brown	V2	1:13.947	5.459	9	1957 Morgan Plus 4/White
9	#140	Eric Logan	V2	1:14.004	5.516	9	1964 Formcar FV/White/Blue
10	#029	Chris Meyers	V2	1:14.397	5.909	6	1957 MG MGA/Green
11	#132	Rick McCurdy	V2	1:15.253	6.765	8	1957 Triumph TR-3/Red
12	#645	Jeffrey Sienkiewicz	V2	1:15.337	6.849	8	1959 MG MGA/Green
13	#733	John Maiuccoro	V2	1:15.409	6.921	8	1959 MG MG A/Black
14	#608	Jackie Amarosa	V2	1:15.698	7.210	9	1959 Triumph TR-3/White
15	#143	Scott Hill	V2	1:15.904	7.416	9	1960 Alfa Romeo Guilietta/White
16	#409	Dan Leonard	V2	1:15.975	7.487	6	1953 MG TD/Cream/Brown
17	#218	Butch O'Connor	V2	1:16.541	8.053	8	1959 MG MGA/White
18	#311	James Juhas	V2	1:16.570	8.082	8	1957 MG MG A/Green
19	#607	Mark Sherman	V2	1:17.889	9.401	5	1953 MG TD/Green
20	#282	Andy Greenberg	V2	1:19.766	11.278	2	1959 Lotus 11/
21	#298	Jim Warren	V2	1:19.934	11.446	5	MGA/Green
22	#122	Tom Monti	V2	1:20.168	11.680	5	1962 Form Car FV/Blue
23	#20	Tom Ellsworth	V2	1:24.100	15.612	6	1935 Ford Amilcar/Brown
24	#47	Jim Hermiston	V2	1:24.364	15.876	7	1960 Austin Healey Bugeye/Red
25	#68	George Smith	V2	1:26.364	17.876	7	1948 MG TC/Black
26	#137	Frank Ceklarz	V2	1:26.696	18.208	7	1946 MG TC
27	#204	Donald Mei	V2	1:30.743	22.255	8	/

Bob Melhado, Peter Roberts, Race Directors

Orbits

Joseph A. Boruch III, Chief of Timing & Scoring



# HRG, VSCCA, JAG CLUB @ LRP 2017

June 2 & 3, 2017

## Official Results

HRG-VSCCA-JAG Club at LRP 2017

Sorted on Laps

GRP5 - VSCCA2

Lime Rock Park 1.530 miles

Race 1

6/3/2017 11:00 AM

Race started at 11:05:45

Pos	No.	Name	Class	Laps	Best Tm	Diff	Total Tm	Make
1	#722	Larry McKenna	V2	8	1:09.827		10:00.769	1959 Stanguelini F Jr/Maroon
2	#181	Anthony Thompson	V2	8	1:13.295	14.444	10:15.213	1959 Lotus 7/Alum/Black
3	#746	W. Chris Towner	V2	8	1:13.853	14.539	10:15.308	1951 Morgan +4/Black
4	#132	Rick McCurdy	V2	8	1:13.353	15.367	10:16.136	1957 Triumph TR-3/Red
5	#22	Tony Wang	V2	8	1:14.690	37.419	10:38.188	1963 Ferrari 250 P/Red
6	#140	Eric Logan	V2	8	1:16.746	38.150	10:38.919	1964 Formcar FV/White/Blue
7	#608	Jackie Amarosa	V2	8	1:16.156	41.080	10:41.849	1959 Triumph TR-3/White
8	#684	Ernest W. Brown	V2	8	1:16.400	42.174	10:42.943	1957 Morgan Plus 4/White
9	#218	Butch O'Connor	V2	8	1:15.968	43.070	10:43.839	1959 MG MGA/White
10	#349	John Romano	V2	8	1:14.695	47.329	10:48.098	1964 Porsche 904 Carrera GTS
11	#143	Scott Hill	V2	8	1:15.777	48.202	10:48.971	1960 Alfa Romeo Guilietta/Whi
12	#029	Chris Meyers	V2	8	1:16.621	48.557	10:49.326	1957 MG MGA/Green
13	#311	James Juhas	V2	8	1:16.093	48.553	10:49.322	1957 MG MG A/Green
14	#645	Jeffrey Sienkiewicz	V2	8	1:15.355	49.201	10:49.970	1959 MG MGA/Green
15	#409	Dan Leonard	V2	8	1:15.562	49.567	10:50.336	1953 MG TD/Cream/Brown
16	#447	Mike Virr	V2	8	1:15.254	55.786	10:56.555	1959 Morgan 4/Blue
17	#607	Mark Sherman	V2	8	1:18.458	1:04.554	11:05.323	1953 MG TD/Green
18	#298	Jim Warren	V2	8	1:18.502	1:05.965	11:06.734	MGA/Green
19	#122	Tom Monti	V2	8	1:20.752	1:11.684	11:12.453	1962 Form Car FV/Blue
20	#282	Andy Greenberg	V2	7	1:20.408	1 Lap	10:02.714	1959 Lotus 11/
21	#20	Tom Ellsworth	V2	7	1:24.187	1 Lap	10:16.371	1935 Ford Amilcar/Brown
22	#204	Donald Mei	V2	7	1:28.537	1 Lap	10:48.406	/
23	#47	Jim Hermiston	V2	7	1:26.101	1 Lap	10:52.937	1960 Austin Healey Bugeye/Re
24	#68	George Smith	V2	7	1:28.612	1 Lap	10:55.427	1948 MG TC/Black
25	#137	Adolfo Massari	V2	7	1:28.058	1 Lap	10:56.125	1959 Austin Healey Bugeye/Gr
26	#277	Michael Bartell	V2	6	1:42.119	2 Laps	10:44.613	1934 MG PA/Black
27	#48	Stu Forer	V2	1		7 Laps	1:46.764	1951 Jaguar XK-120/Silver

Margin of Victory

Avg. Speed

Best Lap Tm

Best Speed

Best Lap by

14.444

73.346

1:09.827

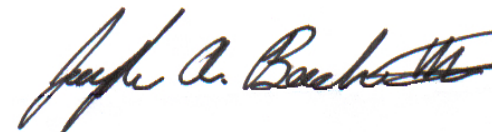
78.881

#722 - Larry McKenna

Bob Melhado, Peter Roberts, Race Directors

Orbits

Joseph A. Boruch III, Chief of Timing & Scoring





# HRG, VSCCA, JAG CLUB @ LRP 2017

June 2 & 3, 2017

## Official Results

HRG-VSCCA-JAG Club at LRP 2017

Sorted on Laps

GRP5 - VSCCA2

Lime Rock Park 1.530 miles

Race 2

6/3/2017 02:10 PM

Race started at 14:15:24

Pos	No.	Name	Class	Laps	Best Tm	Diff	Total Tm	Make
1	#84	Herb Wetanson	V2	8	1:07.591		9:23.146	1961 Ferrari 250 GT/Burgundy
2	#722	Larry McKenna	V2	8	1:08.586	8.268	9:31.414	1959 Stanguelini F Jr/Maroon
3	#181	Anthony Thompson	V2	8	1:11.693	35.444	9:58.590	1959 Lotus 7/Alum/Black
4	#746	W. Chris Towner	V2	8	1:12.577	35.821	9:58.967	1951 Morgan +4/Black
5	#349	John Romano	V2	8	1:12.131	38.097	10:01.243	1964 Porsche 904 Carrera GTS
6	#447	Mike Virr	V2	8	1:12.283	41.697	10:04.843	1959 Morgan 4/Blue
7	#65	Jim Bok	V2	8	1:10.196	42.083	10:05.229	1961 Lotus 7/Yellow/Aluminium
8	#132	Rick McCurdy	V2	8	1:15.156	42.493	10:05.639	1957 Triumph TR-3/Red
9	#311	James Juhas	V2	8	1:14.223	57.984	10:21.130	1957 MG MG A/Green
10	#22	Tony Wang	V2	8	1:13.558	58.603	10:21.749	1963 Ferrari 250 P/Red
11	#029	Chris Meyers	V2	8	1:13.500	1:00.058	10:23.204	1957 MG MGA/Green
12	#140	Eric Logan	V2	8	1:16.026	1:00.132	10:23.278	1964 Formcar FV/White/Blue
13	#143	Scott Hill	V2	8	1:14.927	1:06.233	10:29.379	1960 Alfa Romeo Guilietta/Whi
14	#218	Butch O'Connor	V2	8	1:15.798	1:08.542	10:31.688	1959 MG MGA/White
15	#684	Ernest W. Brown	V2	8	1:15.706	1:13.431	10:36.577	1957 Morgan Plus 4/White
16	#409	Dan Leonard	V2	8	1:16.754	1:13.917	10:37.063	1953 MG TD/Cream/Brown
17	#645	Jeffrey Sienkiewicz	V2	8	1:16.557	1:15.787	10:38.933	1959 MG MGA/Green
18	#733	John Maiuccoro	V2	8	1:13.866	1:16.071	10:39.217	1959 MG MG A/Black
19	#607	Mark Sherman	V2	7	1:17.697	1 Lap	9:24.742	1953 MG TD/Green
20	#298	Jim Warren	V2	7	1:18.869	1 Lap	9:29.300	MGA/Green
21	#282	Andy Greenberg	V2	7	1:17.144	1 Lap	9:40.706	1959 Lotus 11/
22	#20	Tom Ellsworth	V2	7	1:25.311	1 Lap	10:20.295	1935 Ford Amilcar/Brown
23	#47	Jim Hermiston	V2	7	1:25.590	1 Lap	10:38.357	1960 Austin Healey Bugeye/Re
24	#68	George Smith	V2	7	1:26.502	1 Lap	10:38.466	1948 MG TC/Black
25	#137	Adolfo Massari	V2	7	1:27.102	1 Lap	10:42.346	1959 Austin Healey Bugeye/Gr
26	#204	Donald Mei	V2	7	1:25.110	1 Lap	12:01.507	/
27	#277	Michael Bartell	V2	6	1:37.024	2 Laps	10:07.395	1934 MG PA/Black
28	#122	Tom Monti	V2	4	1:20.233	4 Laps	6:01.564	1962 Form Car FV/Blue

Margin of Victory

Avg. Speed

Best Lap Tm

Best Speed

Best Lap by

8.268

78.246

1:07.591

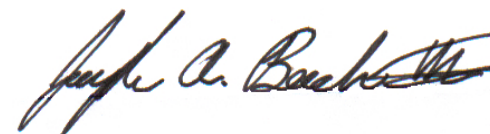
81.490

#84 - Herb Wetanson

Bob Melhado, Peter Roberts, Race Directors

Orbits

Joseph A. Boruch III, Chief of Timing & Scoring



# HRG, VSCCA, JAG CLUB @ LRP 2017

June 2 & 3, 2017

## Official Results

HRG-VSCCA-JAG Club at LRP 2017

Sorted on Laps

GRP5 - VSCCA2

Lime Rock Park 1.530 miles

Race 3

6/3/2017 04:30 PM

Race started at 16:33:54

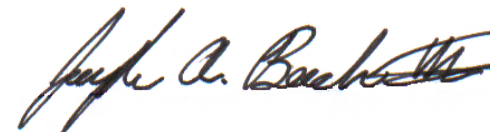
Pos	No.	Name	Class	Laps	Best Tm	Diff	Total Tm	Make
1	#65	Jim Bok	V2	9	1:10.965		11:01.071	1961 Lotus 7/Yellow/Aluminium
2	#181	Anthony Thompson	V2	9	1:11.748	1.843	11:02.914	1959 Lotus 7/Alum/Black
3	#132	Rick McCurdy	V2	9	1:13.187	7.252	11:08.323	1957 Triumph TR-3/Red
4	#645	Jeffrey Sienkiewicz	V2	9	1:14.086	24.431	11:25.502	1959 MG MGA/Green
5	#311	James Juhas	V2	9	1:14.463	24.978	11:26.049	1957 MG MG A/Green
6	#140	Eric Logan	V2	9	1:14.809	26.033	11:27.104	1964 Formcar FV/White/Blue
7	#282	Andy Greenberg	V2	9	1:15.133	41.885	11:42.956	1959 Lotus 11/
8	#298	Jim Warren	V2	9	1:16.430	45.916	11:46.987	MGA/Green
9	#47	Jim Hermiston	V2	9	1:15.887	1:02.778	12:03.849	1960 Austin Healey Bugeye/Re
10	#137	Adolfo Massari	V2	8	1:24.325	1 Lap	11:43.430	1959 Austin Healey Bugeye/Gr
11	#029	Chris Meyers	V2	7	1:13.286	2 Laps	9:17.698	1957 MG MGA/Green
12	#277	Michael Bartell	V2	7	1:33.872	2 Laps	11:27.339	1934 MG PA/Black

Margin of Victory	Avg. Speed	Best Lap Tm	Best Speed	Best Lap by
1.843	74.987	1:10.965	77.616	#65 - Jim Bok

Bob Melhado, Peter Roberts, Race Directors

Orbits

Joseph A. Boruch III, Chief of Timing & Scoring



# HRG, VSCCA, JAG CLUB @ LRP 2017

June 2 & 3, 2017

## Official Results

HRG-VSCCA-JAG Club at LRP 2017

Sorted on Best Lap time

GRP6 - VSCCA3 (Sports Racers etc.)

Lime Rock Park 1.530 miles

Practice 1

6/2/2017 11:00 AM

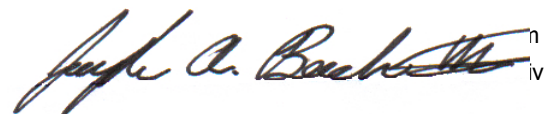
Practice started at 11:01:27

Pos	No.	Name	Class	Best Tm	Diff	In Lap	Make
1	#740	Mitchell Eitel		1:01.587		11	1965 Elva Mk 7S/Blue/White
2	#98	Thomas LaCosta		1:02.757	1.170	3	Lola 492/Red
3	#256	Roger Cassin		1:02.830	1.243	10	1964 Elva Mk 7S/Green/Silver
4	#11			1:02.863	1.276	9	
5	#01	Alan Tosler		1:03.401	1.814	6	1962 Lotus 7/White
6	#08	Robert Mirabile		1:03.455	1.868	11	1962 Lotus 23 B/Black
7	#123	Charles Bordin		1:05.371	3.784	4	1959 Philson/Falcon /Aluminium
8	#159	David Zavetsky		1:05.584	3.997	7	1959 Devin Healey Special/Green
9	#107	Will Herman		1:05.629	4.042	9	1959 Lola Mk 1/Green
10	#21	Bill Gelles		1:05.958	4.371	6	1965 Chevron B-31/Blue/White
11	#19	Cap Chenoweth		1:05.989	4.402	7	1959 Lola Mk-1/Yellow
12	#82	Michael Oritt		1:06.489	4.902	10	1959 Elva Mk IV/
13	#30	Thomas Walko		1:07.034	5.447	11	1965 Lotus Elan/Green
14	#126	Mike Kaleel		1:08.007	6.420	12	1962 Lotus Super 7/Silver/Red
15	#110	Ernie Steubesand		1:08.265	6.678	8	1962 Lotus Super 7/Green/Yellow
16	#238	Tony Wang		1:11.622	10.035	5	1957 Maserati 300 S/Red
17	#349	John Romano		1:23.994	22.407	2	1964 Porsche 904 Carrera GTS/Silver

Bob Melhado, Peter Roberts, Race Directors

Orbits

Joseph A. Boruch III, Chief of Timing & Scoring



# HRG, VSCCA, JAG CLUB @ LRP 2017

June 2 & 3, 2017

## Official Results

HRG-VSCCA-JAG Club at LRP 2017

Sorted on Laps

GRP6 - VSCCA3 (Sports Racers etc.)

Lime Rock Park 1.530 miles

Qualifier R 1

6/2/2017 02:10 PM

Race started at 14:14:33


Pos	No.	Name	Class	Laps	Best Tm	Diff	Total Tm	Make
1	#11		V3	8	1:03.320		9:19.802	
2	#256	Roger Cassin	V3	8	1:04.403	0.067	9:19.869	1964 Elva Mk 7S/Green/Silver
3	#60	Mitchell Eitel	V3	8	1:03.444	0.844	9:20.646	1965 Elva Mk 7S/Blue/White
4	#107	Will Herman	V3	8	1:05.713	26.393	9:46.195	1959 Lola Mk 1/Green
5	#08	Robert Mirabile	V3	8	1:07.751	31.856	9:51.658	1962 Lotus 23 B/Black
6	#123	Charles Bordin	V3	8	1:07.716	32.399	9:52.201	1959 Philson/Falcon /Aluminiur
7	#159	David Zavetsky	V3	8	1:07.017	32.603	9:52.405	1959 Devin Healey Special/Gre
8	#19	Cap Chenoweth	V3	8	1:06.321	33.142	9:52.944	1959 Lola Mk-1/Yellow
9	#30	Thomas Walko	V3	8	1:09.420	40.928	10:00.730	1965 Lotus Elan/Green
10	#82	Michael Oritt	V3	8	1:10.528	48.557	10:08.359	1959 Elva Mk IV/
11	#126	Mike Kaleel	V3	8	1:10.504	52.601	10:12.403	1962 Lotus Super 7/Silver/Red
12	#110	Ernie Steubesand	V3	8	1:10.426	56.283	10:16.085	1962 Lotus Super 7/Green/Yell
13	#01	Alan Tosler	V3	1		7 Laps	1:44.442	1962 Lotus 7/White
14	#98	Thomas LaCosta	V3	1		7 Laps	1:44.443	Lola 492/Red
15	#21	Bill Gelles	V3	1		7 Laps	1:44.444	1965 Chevron B-31/Blue/White

Margin of Victory	Avg. Speed	Best Lap Tm	Best Speed	Best Lap by
0.067	78.714	1:03.320	86.987	#11 -

Bob Melhado, Peter Roberts, Race Directors

Orbits

Joseph A. Boruch III, Chief of Timing & Scoring



# HRG, VSCCA, JAG CLUB @ LRP 2017

June 2 & 3, 2017

## Official Results

HRG-VSCCA-JAG Club at LRP 2017

Sorted on Laps

GRP6 - VSCCA3 (Sports Racers etc.)

Lime Rock Park 1.530 miles

Qualifier R 2

6/2/2017 04:00 PM

Race started at 16:03:00


Pos	No.	Name	Class	Laps	Best Tm	Diff	Total Tm	Make
1	#11	WHO ARE YOU	V3	11	1:00.413		11:18.668	
2	#60	Mitchell Eitel	V3	11	1:00.994	2.477	11:21.145	1965 Elva Mk 7S/Blue/White
3	#98	Thomas LaCosta	V3	11	59.198	3.158	11:21.826	Lola 492/Red
4	#256	Roger Cassin	V3	11	1:00.900	23.680	11:42.348	1964 Elva Mk 7S/Green/Silver
5	#01	Alan Tosler	V3	11	1:02.383	27.918	11:46.586	1962 Lotus 7/White
6	#107	Will Herman	V3	11	1:04.577	38.636	11:57.304	1959 Lola Mk 1/Green
7	#159	David Zavetsky	V3	11	1:04.719	49.391	12:08.059	1959 Devin Healey Special/Gre
8	#19	Cap Chenoweth	V3	11	1:05.412	51.047	12:09.715	1959 Lola Mk-1/Yellow
9	#199	WHO ARE YOU	V3	10	1:05.281	1 Lap	11:19.860	
10	#126	Mike Kaleel	V3	10	1:06.800	1 Lap	11:21.220	1962 Lotus Super 7/Silver/Red
11	#82	Michael Oritt	V3	10	1:07.058	1 Lap	11:21.827	1959 Elva Mk IV/
12	#110	Ernie Steubesand	V3	10	1:09.131	1 Lap	11:49.934	1962 Lotus Super 7/Green/Yell
13	#123	Charles Bordin	V3	7	1:04.474	4 Laps	7:56.398	1959 Philson/Falcon /Aluminiur
14	#21	Bill Gelles	V3	6	1:07.426	5 Laps	7:11.299	1965 Chevron B-31/Blue/White

Margin of Victory	Avg. Speed	Best Lap Tm	Best Speed	Best Lap by
2.477	89.275	59.198	93.044	#98 - Thomas LaCosta

Bob Melhado, Peter Roberts, Race Directors

Orbits

Joseph A. Boruch III, Chief of Timing & Scoring



# HRG, VSCCA, JAG CLUB @ LRP 2017

June 2 & 3, 2017

## Official Results

HRG-VSCCA-JAG Club at LRP 2017

Sorted on Best Lap time

GRP6 - VSCCA3 (Sports Racers etc.)

Lime Rock Park 1.530 miles

Practice 2

6/3/2017 09:20 AM

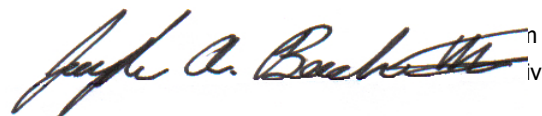
Practice started at 9:20:27

Pos	No.	Name	Class	Best Tm	Diff	In Lap	Make
1	#256	Roger Cassin	V3	1:02.176		8	1964 Elva Mk 7S/Green/Silver
2	#60	Mitchell Eitel	V3	1:02.483	0.307	8	1965 Elva Mk 7S/Blue/White
3	#98	Thomas LaCosta	V3	1:05.794	3.618	7	Lola 492/Red
4	#107	Will Herman	V3	1:05.945	3.769	8	1959 Lola Mk 1/Green
5	#21	Bill Gelles	V3	1:06.035	3.859	6	1965 Chevron B-31/Blue/White
6	#82	Michael Oritt	V3	1:06.113	3.937	9	1959 Elva Mk IV/
7	#08	Robert Mirabile	V3	1:07.879	5.703	7	1962 Lotus 23 B/Black
8	#110	Ernie Steubesand	V3	1:09.805	7.629	12	1962 Lotus Super 7/Green/Yellow
9	#159	David Zavetsky	V3	1:10.022	7.846	7	1959 Devin Healey Special/Green
10	#30	Thomas Walko	V3	1:10.116	7.940	3	1965 Lotus Elan/Green
11	#19	Cap Chenoweth	V3	1:12.280	10.104	3	1959 Lola Mk-1/Yellow
12	#01	Alan Tosler	V3	1:21.862	19.686	2	1962 Lotus 7/White
13	#238	Tony Wang	V3	1:25.479	23.303	4	1957 Maserati 300 S/Red

Bob Melhado, Peter Roberts, Race Directors

Orbits

Joseph A. Boruch III, Chief of Timing & Scoring





# HRG, VSCCA, JAG CLUB @ LRP 2017

June 2 & 3, 2017

## Official Results

HRG-VSCCA-JAG Club at LRP 2017

Sorted on Laps

GRP6 - VSCCA3 (Sports Racers etc.)

Lime Rock Park 1.530 miles

Race 1

6/3/2017 11:20 AM

Race started at 11:25:18

Pos	No.	Name	Class	Laps	Best Tm	Diff	Total Tm	Make
1	#256	Roger Cassin	V3	10	1:01.486		10:43.654	1964 Elva Mk 7S/Green/Silver
2	#98	Thomas LaCosta	V3	10	1:00.447	0.573	10:44.227	Lola 492/Red
3	#107	Will Herman	V3	10	1:03.774	11.198	10:54.852	1959 Lola Mk 1/Green
4	#01	Alan Tosler	V3	10	1:03.671	18.917	11:02.571	1962 Lotus 7/White
5	#159	David Zavetsky	V3	10	1:04.948	19.174	11:02.828	1959 Devin Healey Special/Gre
6	#82	Michael Oritt	V3	10	1:04.802	20.048	11:03.702	1959 Elva Mk IV/
7	#123	Charles Bordin	V3	10	1:04.203	27.669	11:11.323	1959 Philson/Falcon /Aluminiur
8	#19	Cap Chenoweth	V3	10	1:05.548	37.115	11:20.769	1959 Lola Mk-1/Yellow
9	#30	Thomas Walko	V3	10	1:06.102	42.644	11:26.298	1965 Lotus Elan/Green
10	#110	Ernie Steubesand	V3	10	1:08.816	1:01.660	11:45.314	1962 Lotus Super 7/Green/Yell
11	#60	Mitchell Eitel	V3	1		9 Laps	10:51.569	1965 Elva Mk 7S/Blue/White

Margin of Victory

Avg. Speed

Best Lap Tm

Best Speed

Best Lap by

0.573

85.574

1:00.447

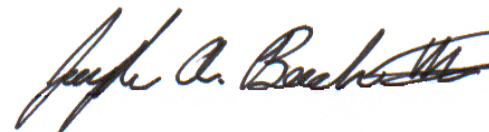
91.121

#98 - Thomas LaCosta

Bob Melhado, Peter Roberts, Race Directors

Orbits

Joseph A. Boruch III, Chief of Timing & Scoring



# HRG, VSCCA, JAG CLUB @ LRP 2017

June 2 & 3, 2017

## Official Results

HRG-VSCCA-JAG Club at LRP 2017

Sorted on Laps

GRP6 - VSCCA3 (Sports Racers etc.)

Lime Rock Park 1.530 miles

Race 2

6/3/2017 02:30 PM

Race started at 14:33:38

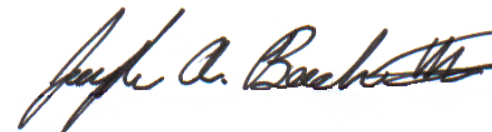
Pos	No.	Name	Class	Laps	Best Tm	Diff	Total Tm	Make
1	#21	Bill Gelles	V3	11	1:00.102		11:18.298	1965 Chevron B-31/Blue/White
2	#98	Thomas LaCosta	V3	11	1:00.321	0.855	11:19.153	Lola 492/Red
3	#256	Roger Cassin	V3	11	1:01.126	5.658	11:23.956	1964 Elva Mk 7S/Green/Silver
4	#60	Mitchell Eitel	V3	11	1:00.874	14.690	11:32.988	1965 Elva Mk 7S/Blue/White
5	#01	Alan Tosler	V3	11	1:03.883	41.322	11:59.620	1962 Lotus 7/White
6	#82	Michael Oritt	V3	11	1:05.855	1:03.800	12:22.098	1959 Elva Mk IV/
7	#30	Thomas Walko	V3	10	1:06.342	1 Lap	11:24.265	1965 Lotus Elan/Green
8	#159	David Zavetsky	V3	10	1:05.889	1 Lap	11:29.282	1959 Devin Healey Special/Gre
9	#110	Ernie Steubesand	V3	10	1:09.848	1 Lap	11:56.595	1962 Lotus Super 7/Green/Yell
10	#123	Charles Bordin	V3	7	1:04.392	4 Laps	7:43.274	1959 Philson/Falcon /Aluminiur

Margin of Victory	Avg. Speed	Best Lap Tm	Best Speed	Best Lap by
0.855	89.324	1:00.102	91.644	#21 - Bill Gelles

Bob Melhado, Peter Roberts, Race Directors

Orbits

Joseph A. Boruch III, Chief of Timing & Scoring



# HRG, VSCCA, JAG CLUB @ LRP 2017

June 2 & 3, 2017

## Official Results

HRG-VSCCA-JAG Club at LRP 2017

Sorted on Laps

GRP6 - VSCCA3 (Sports Racers etc.)

Lime Rock Park 1.530 miles

Race 3

6/3/2017 04:50 PM

Race started at 16:53:31


Pos	No.	Name	Class	Laps	Best Tm	Diff	Total Tm	Make
1	#256	Roger Cassin	V3	12	1:00.944		12:29.297	1964 Elva Mk 7S/Green/Silver
2	#60	Mitchell Eitel	V3	12	1:00.589	0.541	12:29.838	1965 Elva Mk 7S/Blue/White
3	#98	Thomas LaCosta	V3	12	1:00.535	1.164	12:30.461	Lola 492/Red
4	#01	Alan Tosler	V3	12	1:02.582	38.042	13:07.339	1962 Lotus 7/White
5	#107	Will Herman	V3	11	1:05.453	1 Lap	12:31.680	1959 Lola Mk 1/Green
6	#82	Michael Oritt	V3	11	1:06.253	1 Lap	13:09.096	1959 Elva Mk IV/
7	#110	Ernie Steubesand	V3	11	1:10.798	1 Lap	13:17.746	1962 Lotus Super 7/Green/Yell

Margin of Victory	Avg. Speed	Best Lap Tm	Best Speed	Best Lap by
0.541	88.211	1:00.535	90.989	#98 - Thomas LaCosta

Bob Melhado, Peter Roberts, Race Directors

Orbits

Joseph A. Boruch III, Chief of Timing & Scoring



# HRG, VSCCA, JAG CLUB @ LRP 2017

June 2 & 3, 2017

## Official Results

HRG-VSCCA-JAG Club at LRP 2017

Sorted on Laps

GRP7 - VSCCA Allcomers

Lime Rock Park 1.530 miles

Allcomers Race

6/3/2017 05:10 PM

Race started at 17:16:52

Pos	No.	Name	Class	Laps	Best Tm	Diff	Total Tm	Make
1	#60	Mitchell Eitel	V3	6	1:00.847		6:20.443	1965 Elva Mk 7S/Blue/White
2	#187	Ryan Smith	V1	6	1:11.675	1:04.006	7:24.449	1960 Daimler SP 250/Red
3	#311	James Juhas	V2	6	1:13.683	1:52.090	8:12.533	1957 MG MG A/Green
4	#645	Jeffrey Sienkiewicz	V2	6	1:13.489	1:54.776	8:15.219	1959 MG MGA/Green
5	#140	Eric Logan	V2	5	1:14.774	1 Lap	6:26.227	1964 Formcar FV/White/Blue

Margin of Victory	Avg. Speed	Best Lap Tm	Best Speed	Best Lap by
1:04.006	86.867	1:00.847	90.522	#60 - Mitchell Eitel

Bob Melhado, Peter Roberts, Race Directors

Orbits

Joseph A. Boruch III, Chief of Timing & Scoring

